



**education**

Department of  
Education  
FREE STATE PROVINCE

# **PREPARATORY EXAMINATION**

## **GRADE 12**

## **MATHEMATICS P2**

### **SEPTEMBER 2020**

### **MARKS: 150**

### **TIME: 3 HOURS**

**This question paper consists of 13 pages, an information sheet and an answer book of 20 pages.**

## **INSTRUCTIONS AND INFORMATION**

Read the following instructions carefully before answering the questions.

1. This question paper consists of 11 questions.
2. Answer ALL the questions in the SPECIAL ANSWER BOOK provided.
3. Clearly show ALL calculations, diagrams, graphs, etc. which you have used in determining your answers.
4. You may use an approved scientific calculator (non-programmable and non-graphical), unless stated otherwise.
5. If necessary, round off answers to TWO decimal places, unless stated otherwise.
6. Diagrams are NOT necessarily drawn to scale.
7. Answers only will NOT necessarily be awarded full marks.
8. An information sheet with formulae is included at the end of the question paper.
9. Write neatly and legibly.

### QUESTION 1

The table below gives the average exchange rate and the average monthly oil price for the year 2010.

	Jan	Feb	Mar	Apr	May	Jun	Jul	Aug	Sept	Oct	Nov	Dec
Exchange rate in R/S	7.5	7.7	7.2	7.4	7.7	7.7	7.6	7.3	7.1	7.0	6.9	6.8
Oil price in \$	69.9	68.0	72.9	70.3	66.3	67.1	67.9	68.3	71.3	73.6	76.0	81.0

- 1.1 Draw a scatterplot to represent the exchange rate (in R/S) versus the oil price (in \$). (3)
- 1.2 Determine the equation of the least square regression line. (3)
- 1.3 Calculate the value of the correlation coefficient. (1)
- 1.4 Comment on the strength of the relationship between the exchange rate (in R/S) and the oil price (in \$). (2)
- 1.5 Determine the mean oil price. (1)
- 1.6 Determine the standard deviation of the oil price. (1)
- 1.7 Generally there is a concern from the public when the oil price is higher than two standard deviations from the mean.

In which months would the public have been concerned? (2)

**[13]**

## QUESTION 2

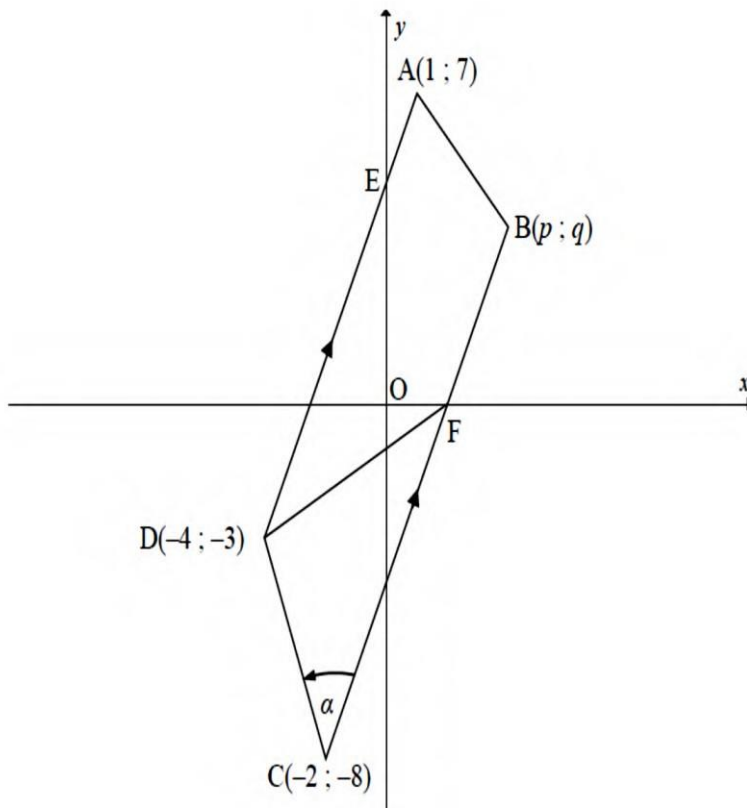
The average percentage of 150 learners for all their subjects is summarised in the cumulative frequency below.

<b>PERCENTAGE INTERVAL</b>	<b>CUMULATIVE FREQUENCY</b>
$0 < x \leq 10$	<b>5</b>
$10 < x \leq 20$	<b>21</b>
$20 < x \leq 30$	<b>50</b>
$30 < x \leq 40$	<b>70</b>
$40 < x \leq 50$	<b>88</b>
$50 < x \leq 60$	<b>110</b>
$60 < x \leq 70$	<b>135</b>
$70 < x \leq 80$	<b>142</b>
$80 < x \leq 90$	<b>147</b>
$90 < x \leq 100$	<b>150</b>

- 2.1 Draw the ogive (cumulative frequency graph) to represent the above data on the grid provided in the ANSWER BOOK. (4)
- 2.2 Use the ogive to approximate the following:
- 2.2.1 The number of learners who scored less than 85% (2)
- 2.2.2 The median (1)
- [7]

**QUESTION 3**

In the diagram below shows, quadrilateral ABCD with  $AD \parallel BC$ . The coordinates of the vertices are  $A(1; 7)$ ;  $B(p; q)$ ;  $C(-2; -8)$  and  $D(-4; -3)$ . BC intersects the  $x$ -axis at F.  
 $\widehat{DCB} = \alpha$

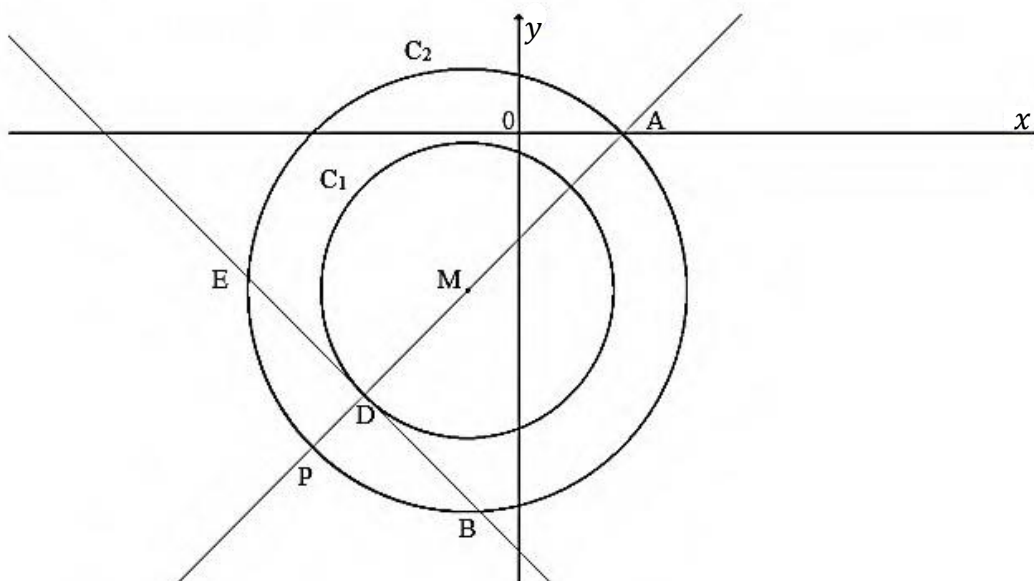


- 3.1 Calculate the gradient of AD. (2)
  - 3.2 Determine the equation of BC in the form  $y = mx + c$  (3)
  - 3.3 Determine the coordinates of point F. (2)
  - 3.4  $AB'CD$  is a parallelogram with  $B'$  on BC. Determine the coordinates of  $B'$ , using a transformation  $(x; y) \rightarrow (x + a; y + b)$  that sends A to  $B'$ . (2)
  - 3.5 Show that  $\alpha = 48,37^\circ$ . (4)
  - 3.6 Calculate the area of  $\triangle DCF$ . (6)
- [19]**

**QUESTION 4**

Circle  $C_1$  and  $C_2$  in the figure below have the same centre  $M$ .  $P$  and  $A$  are points on  $C_2$ .

$PM$  intersects  $C_1$  at  $D$ . The tangent  $BD$  to  $C_1$  intersects  $C_2$  at  $B$  and  $E$ . The equation of circle  $C_1$  is given by  $x^2 + 2x + y^2 + 6y + 2 = 0$  and the equation of line  $PM$  is  $y = x - 2$ .

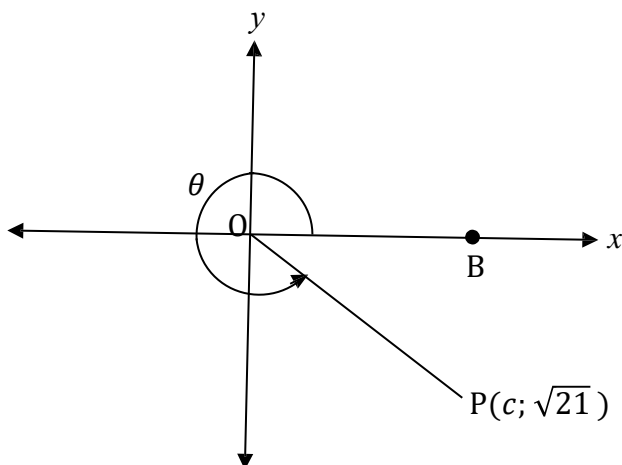


- 4.1 Calculate the coordinates of centre  $M$ . (3)
- 4.2 Determine the radius of circle  $C_1$ . (1)
- 4.3 Determine the coordinates of  $D$ , the point where line  $PM$  and circle  $C_1$  intersect. (5)
- 4.4 Give a reason why  $\widehat{MDB} = 90^\circ$ . (1)
- 4.5 If it is given that  $DB = 4\sqrt{2}$ , determine  $MB$ , the radius of circle  $C_2$ . (4)
- 4.6 Write down the equation of  $C_2$  in the form  $(x - a)^2 + (y - b)^2 = r^2$ . (1)
- 4.7 Is the point  $f(2\sqrt{5}; 0)$  inside circle  $C_2$ ? Support your answer with calculations. (4)
- 4.8 Determine the gradient of the tangent to circle  $C_2$  at point  $P$ . (2)

**[21]**

**QUESTION 5**

- 5.1 In the diagram, P is the point  $(c; \sqrt{21})$  such that  $OP = 5$  units.  $\widehat{BOP} = \theta$  as indicated.



- 5.1.1 Calculate the numerical value of  $c$ . (2)
- 5.1.2 Determine (**without the use of a calculator**), the numerical value of the following:
- a)  $\cos \theta$  (1)
- b)  $\tan \theta + \sin^2 \theta$  (2)
- c)  $\sin 2\theta$  (2)
- 5.2 Simplify (**without the use of a calculator**):

$$\frac{\sin(x - 180^\circ) \cdot \tan x \cdot \cos 690^\circ}{\cos^2(x - 90^\circ)}$$

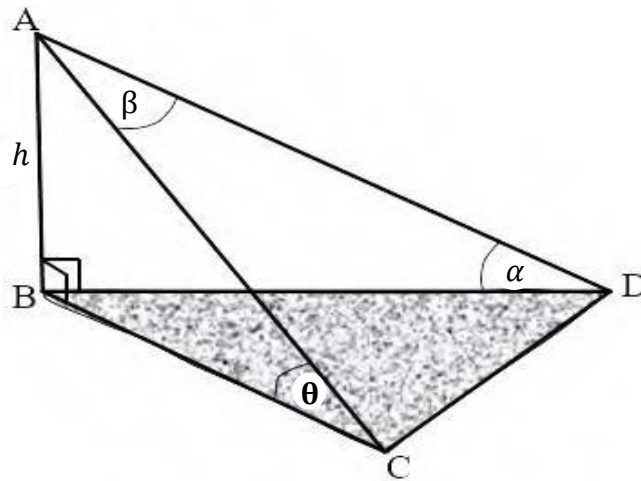
(5)  
[12]

**QUESTION 6**

- 6.1 Prove the identity:  $\frac{2 \sin^2 x}{2 \tan x - \sin 2x} = \frac{\cos x}{\sin x}$  (5)
- 6.2 Show that:  $\sin^2 20^\circ + \sin^2 40^\circ + \sin^2 80^\circ = \frac{3}{2}$
- (Hint:  $40^\circ = 60^\circ - 20^\circ$  and  $80^\circ = 60^\circ + 20^\circ$ ) (7)
- [12]

### QUESTION 7

In the figure below Thabo is standing at a point A on top of building AB that is  $h$  (m) high. He observes two cars, C and D that are in the same horizontal plane as B. The angle of elevation from C to A is  $\theta$  and the angle of elevation from D to A is  $\alpha$ .  $\widehat{CAD} = \beta$ .

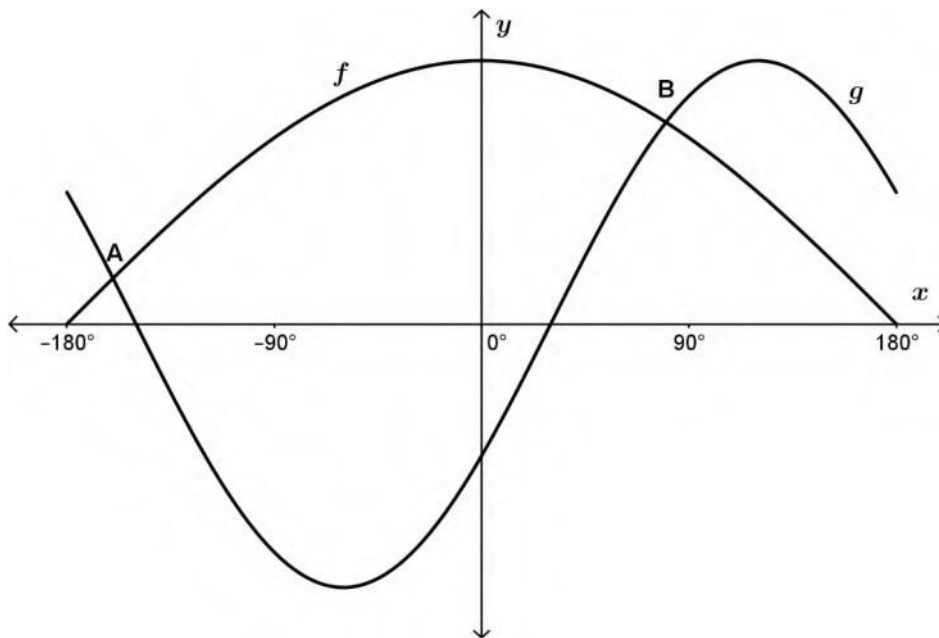


- 7.1 Calculate the length of AC in terms of  $h$  and  $\theta$ . (2)
- 7.2 Calculate the length of AD in terms of  $h$  and  $\alpha$ . (2)
- 7.3 Determine the distance between the two cars, which is the length of CD in terms of  $\alpha$ ,  $\theta$ ,  $\beta$  and  $h$ . (3)
- [7]



**QUESTION 8**

In the diagram are the graphs of the functions  $f(x) = \cos \frac{x}{2}$  and  $g(x) = \sin(x - 30^\circ)$  for  $x \in [-180^\circ; 180^\circ]$ . The curves intersect at A and B.

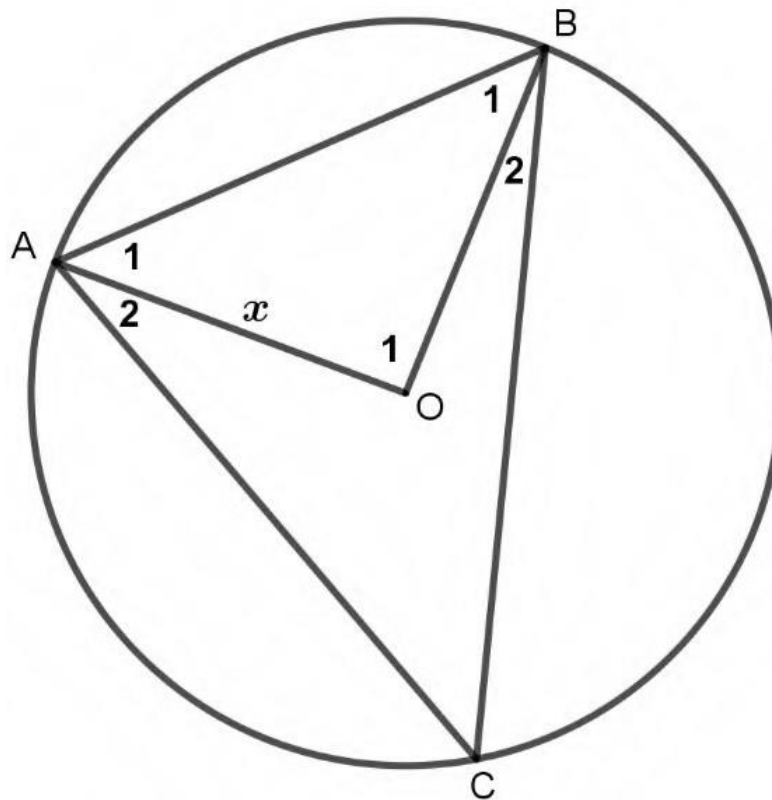


- 8.1 Calculate the  $x$ -coordinates of the points A and B. (6)
- 8.2 Determine the values of  $x \in [-90^\circ; 180^\circ]$ , for which  $g(x) \cdot f(x) < 0$ . (3)
- [9]

**QUESTION 9**

A, B and C are three points on the circle with centre O such that  $AB = BC = \frac{3}{2} AO$ .

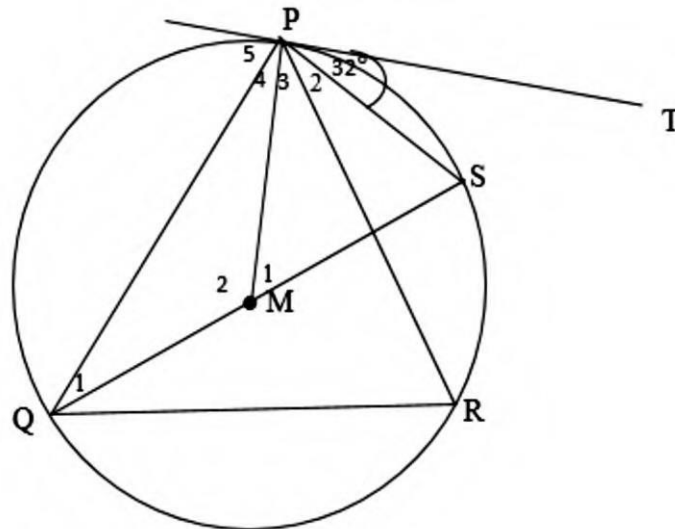
$AO = x$ .



9.1 Calculate the size of  $\hat{O}_1$  rounded off to the nearest degree. (5)

9.2 If  $\hat{O}_1 = 97^\circ$  and  $x = 10$  cm, calculate the length of AC correct to two decimal places. (4)

- 9.3 In the diagram, TP is a tangent to the circle with centre M at P. QS is a diameter of the circle and R is on the circumference of the circle.  $\widehat{TPS} = 32^\circ$ .



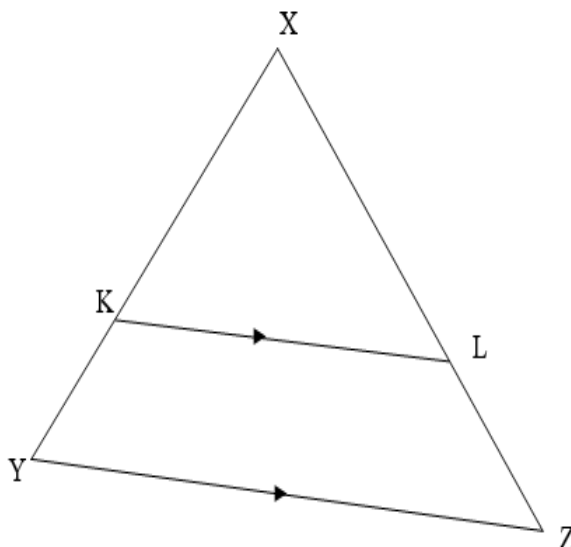
Calculate the following, giving reasons:

- |       |                 |             |
|-------|-----------------|-------------|
| 9.3.1 | $\widehat{Q}_1$ | (2)         |
| 9.3.2 | $\widehat{P}_4$ | (2)         |
| 9.3.3 | $\widehat{M}_1$ | (2)         |
| 9.3.4 | $\widehat{R}$   | (4)         |
|       |                 | <b>[19]</b> |

**QUESTION 10**

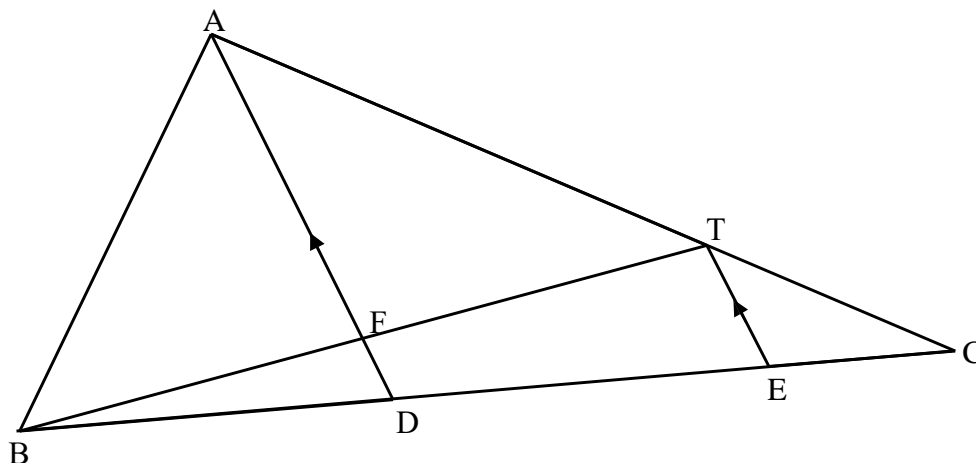
10.1 Complete the following statement:  
If two triangles are equiangular, then the corresponding sides are ... (1)

10.2 Use the diagram to prove the theorem which states that a line drawn parallel to one side of a triangle divides the other two sides proportionally, that is prove that  $\frac{XK}{KY} = \frac{XL}{LZ}$



(6)

10.3 In the figure, D is a point on side BC of  $\triangle ABC$  such that  $BD = 6$  cm and  $DC = 9$  cm. T and E are points on AC and DC respectively such that  $TE \parallel AD$  and  $AT : TC = 2 : 1$



10.3.1 Show that D is the midpoint of BE. (3)

10.3.2 If  $FD = 2$  cm, calculate the length of TE. (3)

10.3.3 Calculate the numerical value of:

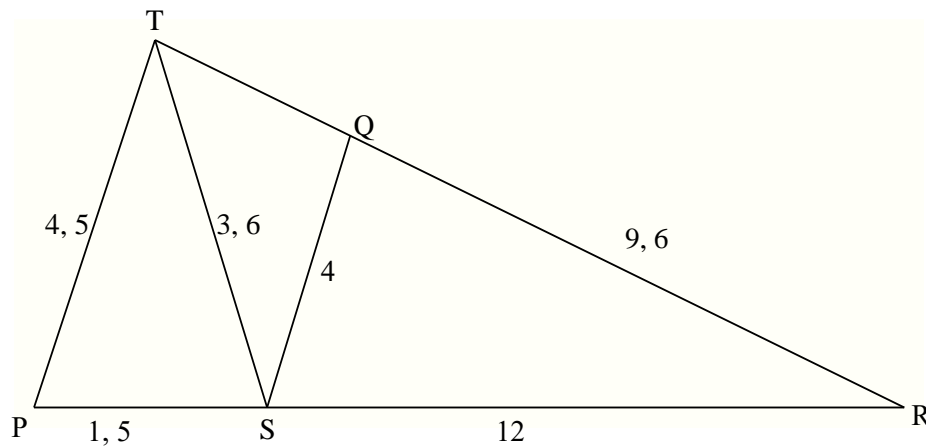
(a)  $\frac{\text{Area of } \triangle ADC}{\text{Area of } \triangle ABD}$  (3)

(b)  $\frac{\text{Area of } \triangle TEC}{\text{Area of } \triangle ABC}$  (3)

[19]

### QUESTION 11

In the diagram, TPR is a triangle with  $TP = 4,5$  units. Points Q and S are on TR and PR respectively such that  $QR = 9,6$  units,  $QS = 4$  units,  $TS = 3,6$  units,  $PS = 1,5$  units and  $SR = 12$  units.



11.1 Prove that PT is a tangent to the circle which passes through the points T,S and R. (7)

11.2 Calculate the length of TQ. (5)

[12]

**TOTAL: 150**