



TOM NEWBY SCHOOL EXAMINATION



Subject	Geography	Examiner	Miss M Albertyn
Date	13 June 2016	Total marks	50
Session	2	Duration	1 hour
Grade	4	Moderator	Mrs W Pienaar
Special instructions/ Equipment			

This Exam has been compiled using notes and information contained in the Tom Newby School book. The marking memorandum has been compiled accordingly. While alternative responses will be given due acknowledgement, the official memorandum will be considered a priority document to ensure uniformity of marking. Up to 10% of the total mark allocation may be deducted for spelling and grammatical errors, except in the case of Language papers, where deductions are made according to a memorandum.

NAME: _____

CLASS: 4 _____

Instructions

- Read the questions carefully.
- Look at the mark allocation.
- Answer all the questions and work neatly.
- Think carefully before you answer.
- Breathe, relax and best of luck!
- Watch your spelling-a maximum of 5 marks may be deducted for spelling and grammar errors.



QUESTION 1

MATCH THE COLUMNS

[6]

Match column A with Column B. Write the correct number below the appropriate letter in the table.

<u>Column A</u>	<u>Column B</u>
A. Map symbol	1. A map which is divided into squares
B. A basic need	2. A sign or picture used in place of an object
C. Service job	3. Health care
D. Map key	4. A job where the person provides a service to the community
E. Employer	5. A list of symbols with their meanings
F. Map grid	6. Education
	7. A person who hires you to work for them
	8. A person who you hire to work for you

A.	B.	C.	D.	E.	F.

QUESTION 2**Settlements****[9]**

- a) Read the following sentences carefully. Use the words from the word box to complete the paragraph below.

urban	high
village	river
low	shop tap

There are different types of settlements. In urban areas the population density is _____. People do many different types of jobs. Farming is an example of a job you can do in a _____ area. A lawyer is an example of a job you can do in an _____ area. In an urban area you probably get water from a _____. If you live in a rural area you might get water from a _____. If you live in an urban area you probably get your food from a _____. (6)

- b) State what type of settlement is shown in the picture below and how you know that it is that type of settlement?

It is a _____, because _____

(3)



QUESTION 3**Landmarks****[4]**

Landmarks are features that stand out in an area.

Name the two types of landmarks.

a) _____

b) _____

(2)

Draw an example of each type of landmark in the blocks below and label the blocks.

--	--

(2)**QUESTION 4****Map grids****[7]**

Look at the grid below and answer the questions that follow.

4.1 Identify and name the object at the following grid references:

- C9 _____
- F7 _____
- M10 _____
- J6 _____
- M8 _____
- M1 _____
- G9 _____




QUESTION 5**Basic needs****[4]**

Read the following story and answer the questions that follow.

Nomsa and Vuyo live in a village in KwaZulu-Natal. They live with their grandmother in a house on a small plot of land. There is no hospital and only a spaza shop. Their grandmother grows enough food on their plot for them to eat and they have a goat and a few chickens for milk, eggs and meat. Their grandmother cooks their food in a pot over the fire. They have no electricity. There is a tap near their house that many families use for water. The clinic sister comes to the village once every two weeks. People who are sick go to see her then. There is a primary school in the village.

OXFORD Successful Social Sciences Grade 4 pg 18



a). Compare Nomsa and Vuyos' lives to your own, by writing down 4 differences.

Nomsa and Vuyo	My life
1.	
2.	
3.	
4.	


QUESTION 6

Directions

[15]

6.1. Look at the drawing of the route from Anne's house to her grandmother's house. Write a description of the route.

6.2. Fill in the four main compass points. Remember to only write the letters!



(4)

6.3. Look at the world map below to answer the following questions.

6.3.1. What direction would you travel from:

a. V to A? _____

b. V to C? _____

c. B to V? _____

d. D to B? _____

(4)

QUESTION 7**Plan views****[5]**

Look **very carefully** at the objects below. Match the object on the left to the plan view on the right, to show what it would look like if it was drawn from a bird's-eye view e.g. 1A.

Side viewPlan view

1.


2.

3.

4.

5.

1. _____ 2. _____ 3. _____ 4. _____ 5. _____



CHECK YOUR ANSWERS CAREFULLY.