

Laerskool Van Dyk Primary

Creative Arts Grade 6: Term 4 Exam

L/S van Dyk Primary

Examiner: Mrs M Prinsloo

Moderator: Mrs A Bosch



Date: / /2020

Emis: 700160994 (ES-D16)

Time: 90 min

Content and Aims: Visual and Performing Arts

Name and Surname: _____

Grade: No: _____

Parents Signature	<u>40</u>	%	0-29%	1
			30-39%	2
			40-49%	3
			50-59%	4
			60-69%	5
			70-79%	6
			80-100%	7

QUESTION NR	LEVEL	POSSIBLE MARK	ACTUAL MARK
Question 1	1	10	
Question 2	1	6	
Question 3	2	4	
Question 4	4	8	
Question 5	4	3	
Question 6	3	2	
Question 7	6	7	
Total		40	

Instructions:

- Complete with a blue pen
- Write legibly (so people can read your handwriting)
- **READ THE QUESTION TWICE**, and answer all the questions

Good luck!

Question 1:

Match Column A with Column B by writing the correct letter next to the correct number on the lines provided below in Column C. (10)

COLUMN A		COLUMN B	
1	Harmony	A	A combination of musical notes
2	Mandala	B	The ability to notice details
3	Observation	C	The size of one thing in relation to another
4	Organic	D	Harmonies that clash
5	Proportions	E	Moving on the spot
6	Consonant	F	Moving from one place to another
7	Dissonant	G	How loud or how soft a sound is
8	Volume	H	Harmonies that sound pleasant
9	Locomotor	I	Natural objects
10	Non-locomotor	J	A circular design

COLUMN C:

- | | | | |
|----------|-----|-----------|-----|
| 1. _____ | (1) | 6. _____ | (1) |
| 2. _____ | (1) | 7. _____ | (1) |
| 3. _____ | (1) | 8. _____ | (1) |
| 4. _____ | (1) | 9. _____ | (1) |
| 5. _____ | (1) | 10. _____ | (1) |

Question 2:

Look at the list given below and CRICLE the SIX ART ELEMENTS (the six things you need to create an artwork) (6)

- Line
- Sound
- Tone
- Texture
- Shape
- Range
- Space
- Equality
- Letters
- Colour

Question 3:





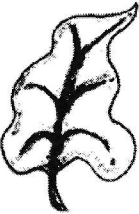



Look at the paragraph below, using your knowledge of DRAMA; write the correct word in the correct space. (4)

An _____ is the way someone or something moves, or it is the movement itself. For every one of these, there is a _____, a movement that happens in response. These movements can be instinctive or _____. When two (or more) people or two (or more) groups strongly disagree about something, it is called _____.

Question 4:

Look at the word bank and the pictures below. Organise the words to match the picture by writing it next to the picture that suits it best. (8)

Geometric shape	Rough texture	Broken lines	Symmetrical shape
Organic shape	Smooth texture	Unbroken lines	Asymmetrical shape

Question 5:

Compare the following three concepts of MUSIC: MELODY, LYRICS AND RHYTHM. Write ONE sentence about each, but make sure the differences between these three are very clear (3)


MELODY: _____

LYRICS: _____

RHYTHM: _____

Question 6:

Look at the following two pictures. Demonstrate that you understand the concept of balance in art, by writing next to each picture if it is balanced or unbalanced (2)



Question 7:

We write music on a STAVE (the five lines and four spaces representing different pitches on which notes are written). We can then label the notes on a stave using the MUSIC ALPHABET, and TONIC SOL-FA.

CAREFULLY FOLLOW THE INSTRUCTIONS - For 7 marks:

1. Create a stave with notes on in the space given below.
2. After you are done, write the correct music alphabet letter UNDERNEATH each note.
3. Lastly you need to write down the correct tonic sol-fa UNDERNEATH the music alphabet.
4. LOOK AT THE RUBRIC, IT SHOWS YOU EXACTLY WHAT YOU GET MARKS FOR

Rubric for Visual Art

Criteria	Excellent	Adequate	Limited
Created a stave with a treble clef (5 lines, 4 spaces)		1	0
Drew notes on the stave in the correct places (notes start low and go higher)	2	1	0
Learner wrote the correct music alphabet (A-G) under the notes	2	1	0
Wrote the correct tonic sol-fa (do-ti) under the alphabet	2	1	0
Total mark			